


Pressure Laboratory Traceability Chart

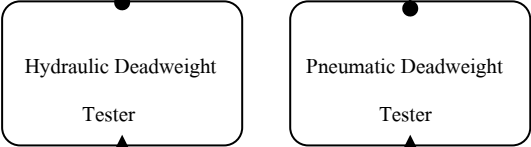
National Metrology

Institute

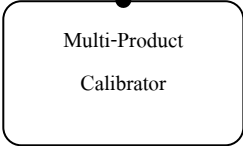


Working & Reference Standards

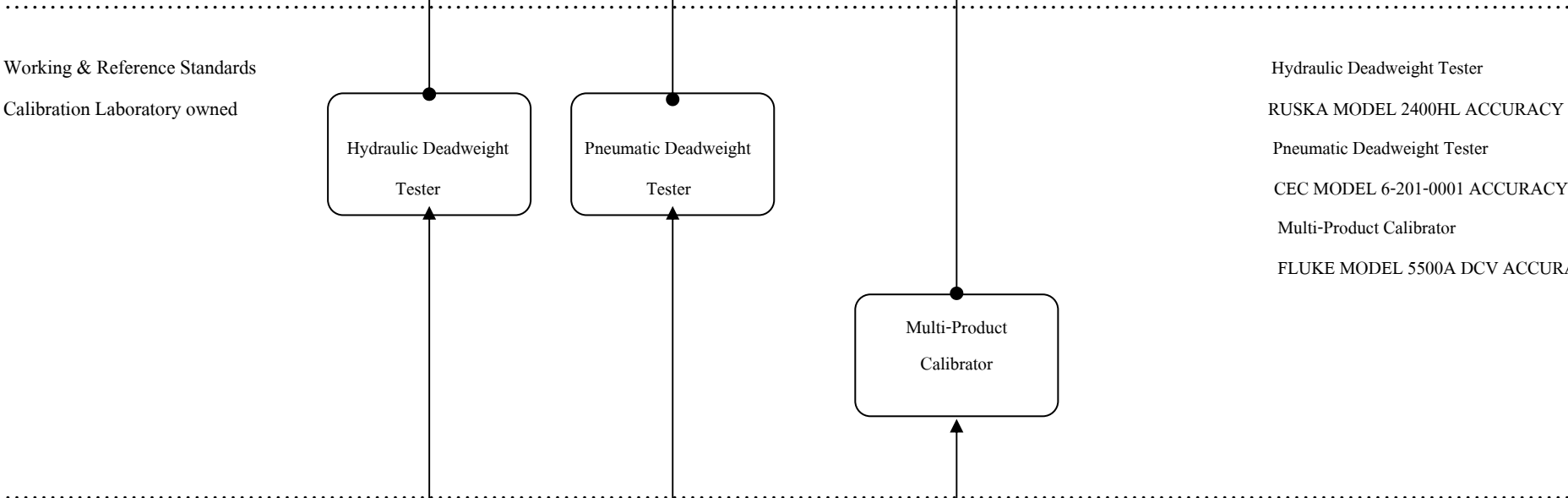
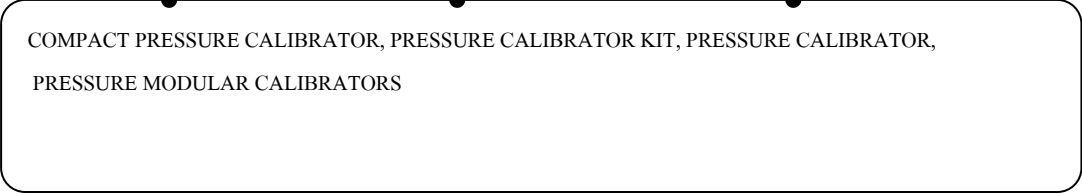
Calibration Laboratory owned



Hydraulic Deadweight Tester
RUSKA MODEL 2400HL ACCURACY ± 100 PPM
Pneumatic Deadweight Tester
CEC MODEL 6-201-0001 ACCURACY ± 100 PPM
Multi-Product Calibrator
FLUKE MODEL 5500A DCV ACCURACY ±50 PPM




Working Standard (Unit under test)



Pressure Laboratory Traceability Chart

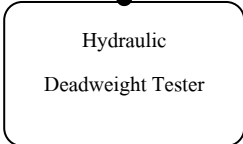
Save to Favorites

Institute



Reference Standards

Calibration Laboratory owned



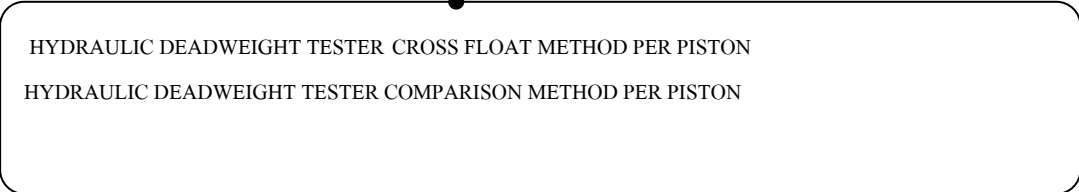
Hydraulic Deadweight Tester

Ruska Model 2400 HL

Accuracy ± 100 PPM



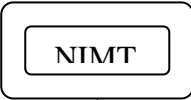
Working Standard (Unit under test)



Pressure Laboratory Traceability Chart

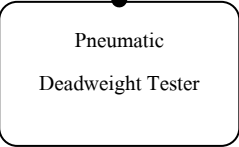
National Metrology

Institute



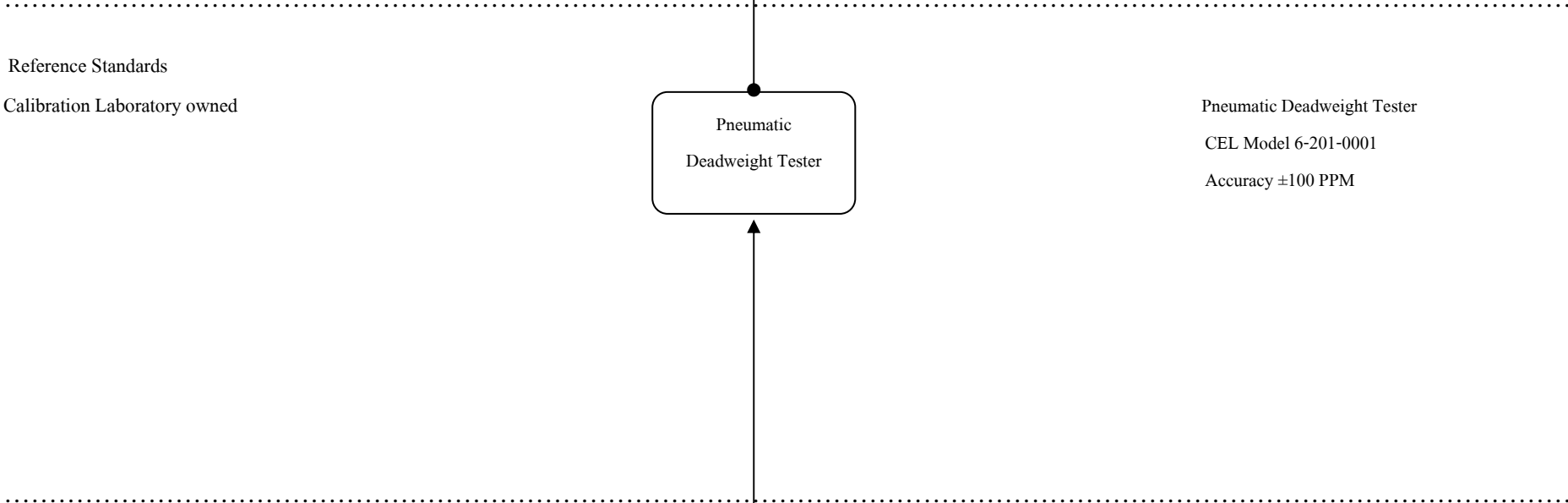

Reference Standards

Calibration Laboratory owned



Pneumatic Deadweight Tester
CEL Model 6-201-0001
Accuracy ± 100 PPM

Working Standard (Unit under test)



Pressure Laboratory Traceability Chart

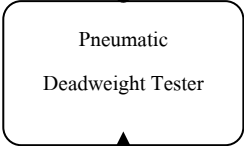
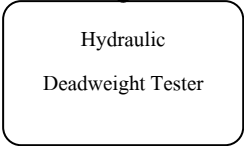
National Metrology

Institute



Reference Standards

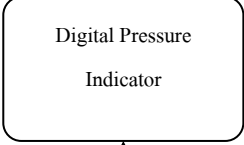
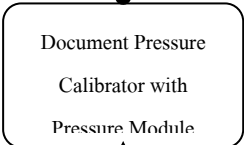
Calibration Laboratory owned



Hydraulic Deadweight Tester
 Ruska Model 2400HL Accuracy±100PPM
 Pneumatic Deadweight Tester
 CEC Model 6-201-0001 Accuracy ±100PPM

Working Standard

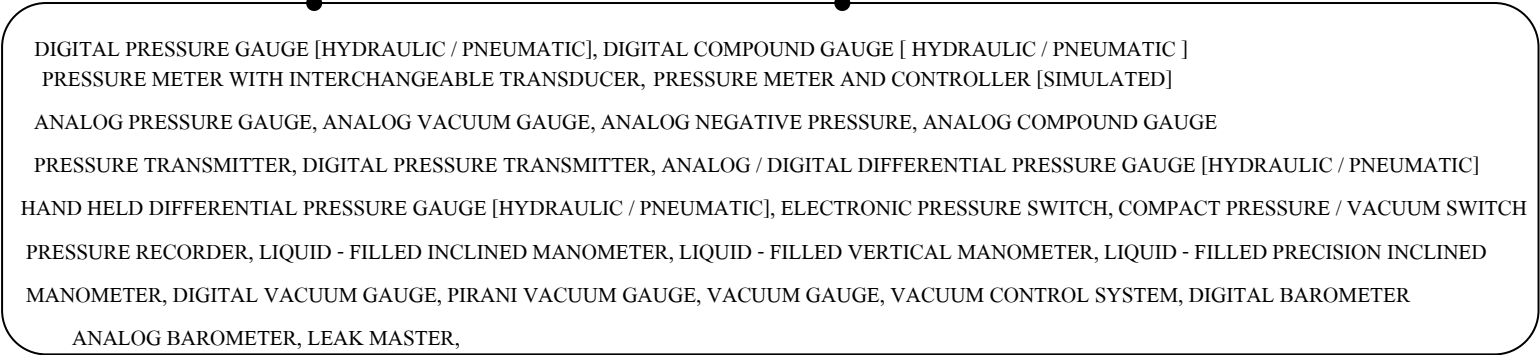
Calibration Laboratory owned



Document Process Calibrator with Pressure Module
 Fluke Model 744 Accuracy ±0.1% F.S
 Digital Pressure Indicator
 Druck Model DPI 705 Accuracy ±0.1% F.S

Pressure Instrument

(Unit Under Test)

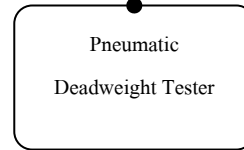
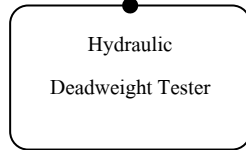


Pressure Laboratory Traceability Chart

National Metrology
Institute



Reference Standards
Calibration Laboratory owned



Hydraulic Deadweight Tester
Ruska Model 2400HL Accuracy ± 100 PM

Pneumatic Deadweight Tester
CEC Model 6-201-0001 Accuracy ± 100 PPM

Working Standard
(Unit Under Test)

